



# PRODUCTS CATALOG

ELECTRICAL ENCLOSURES & MODULAR CABINETS



# 20

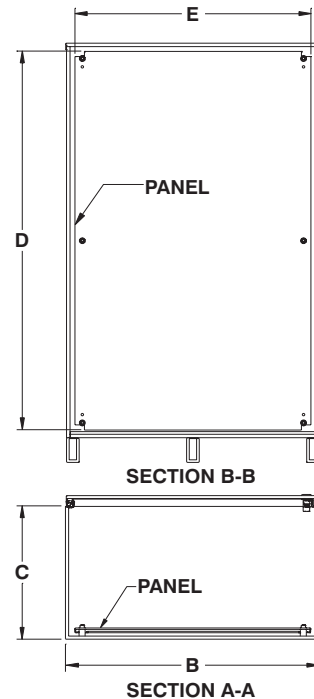
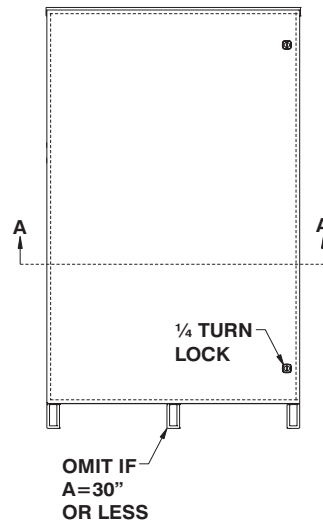
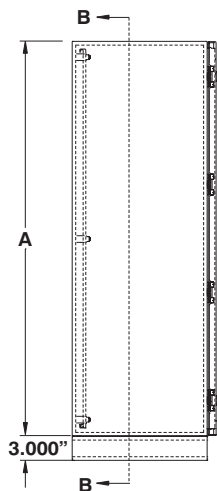
[exmweb.com](http://exmweb.com)

The 5100 ESFS are used where the control installation does not require a high degree of protection (such as watertight or dust tight), but where a quality enclosure is needed. Boxes and covers are made of high quality 14 GA steel. The opening has a curled lip around all sides to increase rigidity and prevent dripping water from entering the box when

the door is open. The captive pins of the concealed hinges can be pulled to remove the door. Enclosures are closed with a 1/4 turn lock that ensures tight positive closing against cushions. **Each enclosure comes complete with a 12 GA galvanized inner panel**, that can be mounted by M8 welded studs. Enclosures are finished with heat fused pow-

der paint, electrostatically applied on a pretreated base. The box is ANSI/ASA 61 smooth gray. Inner panel is galvanized (other colors available). **CSA Certified / UL Listed NEMA/EEMAC 1 / IP30**

**Refer to p.734 to validate choice of substrate for the application**



CATALOG NUMBER	DIMENSIONS					SHIP WGT LBS.
	A	B	C	D	E	
5100 ESFS423016	42	30	16	40	28	163
5100 ESFS423616	42	36	16	40	34	191
5100 ESFS483016	48	30	16	46	28	183
5100 ESFS483616	48	36	16	46	34	214
5100 ESFS603616	60	36	16	58	34	261
5100 ESFS723016	72	30	16	70	28	265
5100 ESFS723616	72	36	16	70	34	307
5100 ESFS423020	42	30	20	40	28	176
5100 ESFS423620	42	36	20	40	34	204
5100 ESFS483020	48	30	20	46	28	197
5100 ESFS483620	48	36	20	46	34	228
5100 ESFS603620	60	36	20	58	34	277
5100 ESFS723020	72	30	20	70	28	282
5100 ESFS723620	72	36	20	70	34	325
5100 ESFS423024	42	30	24	40	28	188
5100 ESFS423624	42	36	24	40	34	217
5100 ESFS483024	48	30	24	46	28	210
5100 ESFS483624	48	36	24	46	34	243
5100 ESFS603624	60	36	24	58	34	293
5100 ESFS723024	72	30	24	70	28	299
5100 ESFS723624	72	36	24	70	34	343



p.506

p.498

p.498

p.506

p.500

p.524

p.524

